



The Colorado Health Foundation™

Title: Patient Technology Survey

Author: The Colorado Health Foundation Patient Portal Funding Opportunity Grantee: Clinica Tepeyac

Context for Use: This is an example of a survey used by a clinic to better understand the technology capabilities and preferences of their patients as they relate the launch of a patient portal.

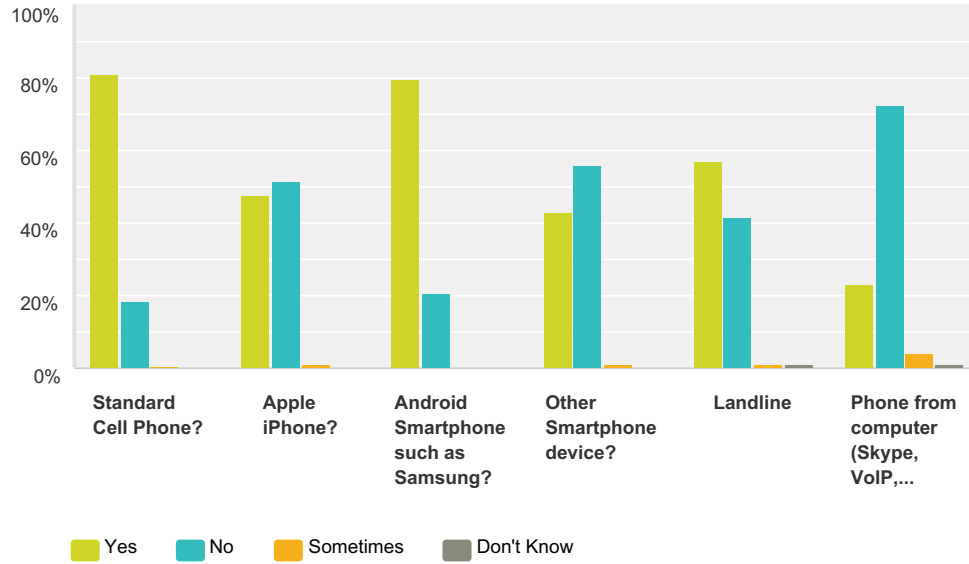
Permission to include this resource on this Patient Portal Knowledge Center has been obtained by the Colorado Health Foundation and is subject to the disclaimer written below.

The information set forth in this document should not be construed as legal or medical advice, a legal or medical opinion on specific facts or representative of the views of the Colorado Health Foundation, its directors, affiliates, agents or representatives unless so stated. This document is not intended as a definitive statement on the subject matter referenced herein. Rather, it is intended to serve as general information for readers, providing practical information for health care organizations seeking to implement and maintain patient portals.

By downloading, using or accessing this document, you agree to be bound by the Terms of Use set forth at <http://www.coloradohealth.org/terms-of-use> together with all agreements or instruments referenced therein.

Q1 Do you have access to one or more of the following which you use regularly for phone calls? (mark all that apply)

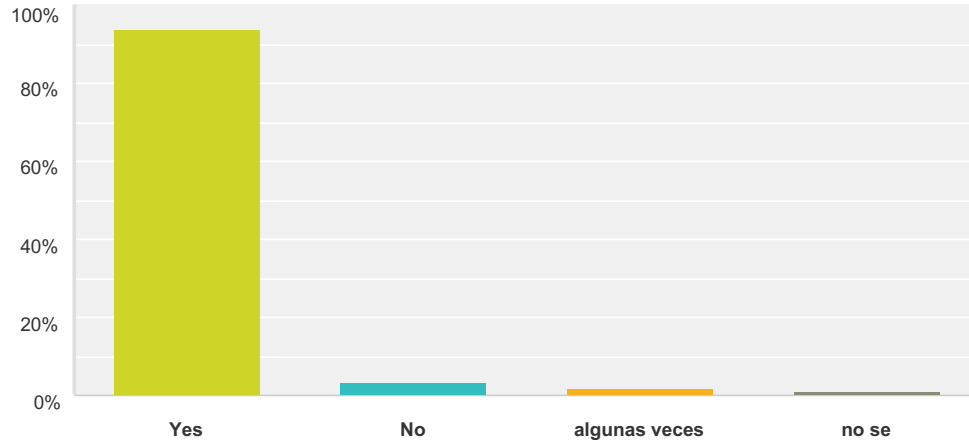
Answered: 246 Skipped: 6



| | Yes | No | Sometimes | Don't Know | Total |
|---|---------------|--------------|------------|------------|-------|
| Standard Cell Phone? | 81.01% 128 | 18.35% 29 | 0.63% 1 | 0.00% 0 | 158 |
| Apple iPhone? | 47.66% 61 | 51.56% 66 | 0.78% 1 | 0.00% 0 | 128 |
| Android Smartphone such as Samsung? | 79.31% 138 | 20.69% 36 | 0.00% 0 | 0.00% 0 | 174 |
| Other Smartphone device? | 43.14% 44 | 55.88% 57 | 0.98% 1 | 0.00% 0 | 102 |
| Landline | 56.90% 66 | 41.38% 48 | 0.86% 1 | 0.86% 1 | 116 |
| Phone from computer (Skype, VoIP, other?) | 22.86% 24 | 72.38% 76 | 3.81% 4 | 0.95% 1 | 105 |

Q2 If you have the ability to receive text messages, would you approve Clinica sending you an occasional SMS text message?

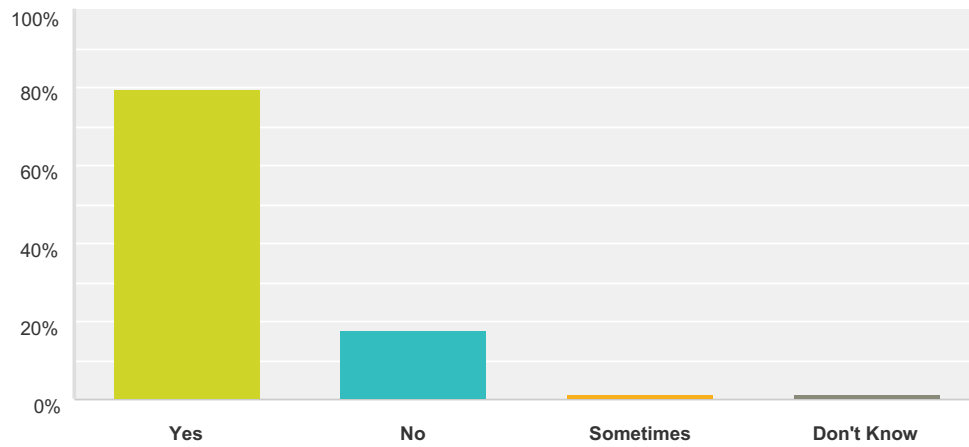
Answered: 245 Skipped: 7



| Answer Choices | Responses | |
|----------------|-----------|------------|
| Yes | 93.88% | 230 |
| No | 3.27% | 8 |
| algunas veces | 2.04% | 5 |
| no se | 0.82% | 2 |
| Total | | 245 |

Q3 Do you have access to the Internet with a data plan for your iPhone or Smartphone?

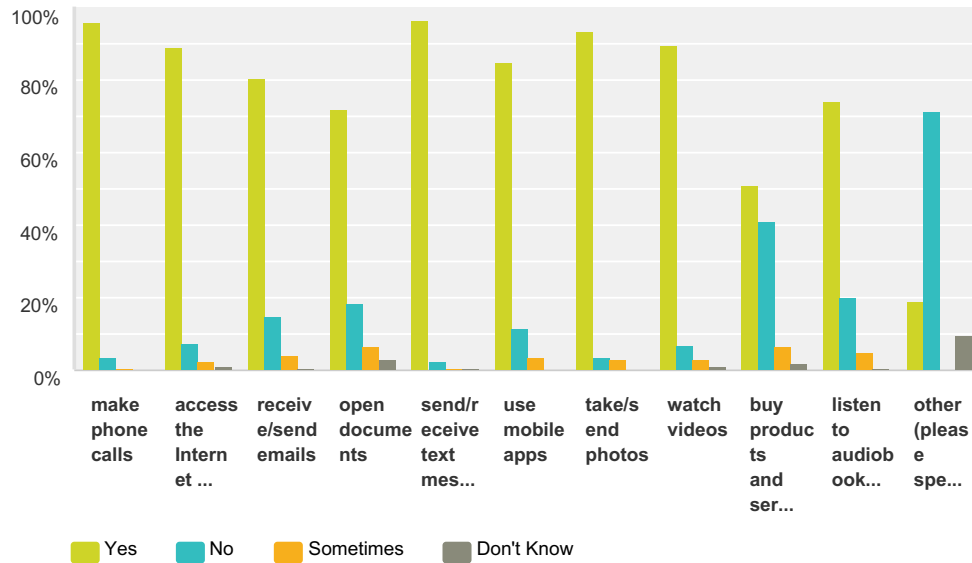
Answered: 204 Skipped: 48



| Answer Choices | Responses |
|----------------|------------|
| Yes | 79.41% 162 |
| No | 17.65% 36 |
| Sometimes | 1.47% 3 |
| Don't Know | 1.47% 3 |
| Total | 204 |

Q4 If yes, how do you use your smartphone?

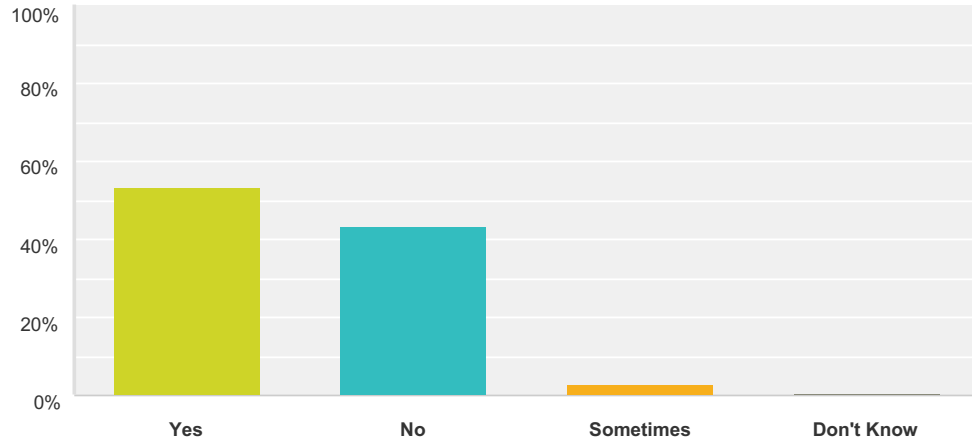
Answered: 238 Skipped: 14



| | Yes | No | Sometimes | Don't Know | Total |
|---|---------------|--------------|-------------|------------|-------|
| make phone calls | 95.98% 215 | 3.57% 8 | 0.45% 1 | 0.00% 0 | 224 |
| access the Internet and search websites | 89.11% 180 | 7.43% 15 | 2.48% 5 | 0.99% 2 | 202 |
| receive/send emails | 80.51% 157 | 14.87% 29 | 4.10% 8 | 0.51% 1 | 195 |
| open documents | 71.95% 118 | 18.29% 30 | 6.71% 11 | 3.05% 5 | 164 |
| send/receive text messages | 96.38% 213 | 2.71% 6 | 0.45% 1 | 0.45% 1 | 221 |
| use mobile apps | 85.25% 156 | 11.48% 21 | 3.28% 6 | 0.00% 0 | 183 |
| take/send photos | 93.75% 195 | 3.37% 7 | 2.88% 6 | 0.00% 0 | 208 |
| watch videos | 89.27% 183 | 6.83% 14 | 2.93% 6 | 0.98% 2 | 205 |
| buy products and services | 50.94% 81 | 40.88% 65 | 6.29% 10 | 1.89% 3 | 159 |
| listen to audiobook, music, podcasts | 73.99% 128 | 20.23% 35 | 5.20% 9 | 0.58% 1 | 173 |
| other (please specify _____) | 19.05% 4 | 71.43% 15 | 0.00% 0 | 9.52% 2 | 21 |

Q5 Do you have access to a computer with Internet connectivity such as a PC, Mac, Tablet?

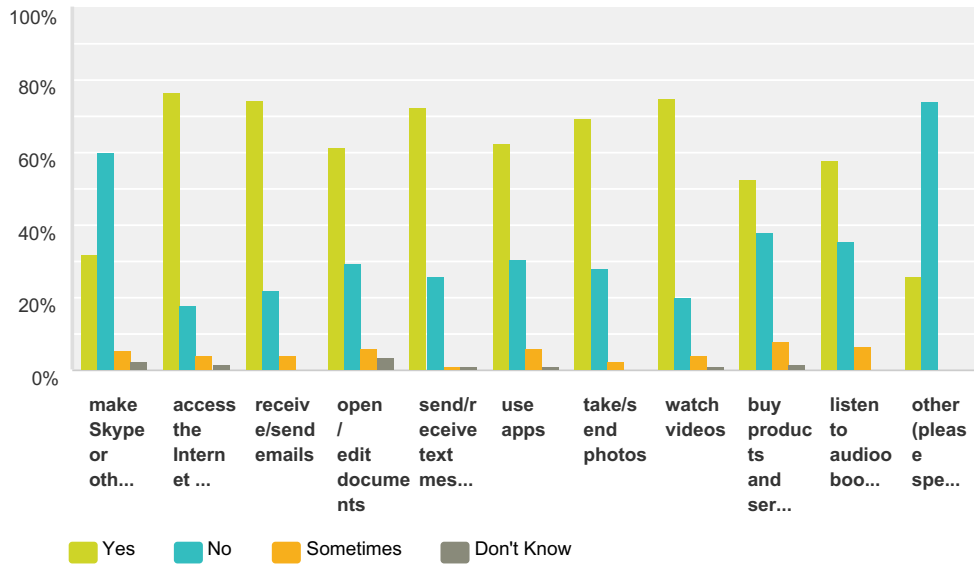
Answered: 189 Skipped: 63



| Answer Choices | Responses | |
|----------------|-----------|------------|
| Yes | 53.44% | 101 |
| No | 43.39% | 82 |
| Sometimes | 2.65% | 5 |
| Don't Know | 0.53% | 1 |
| Total | | 189 |

Q6 If yes, how do you use your PC, Mac or Tablet?

Answered: 158 Skipped: 94



| | Yes | No | Sometimes | Don't Know | Total |
|---|---------------|--------------|------------|------------|-------|
| make Skype or other phone calls | 32.14% 36 | 59.82% 67 | 5.36% 6 | 2.68% 3 | 112 |
| access the Internet and search websites | 76.39% 110 | 18.06% 26 | 4.17% 6 | 1.39% 2 | 144 |
| receive/send emails | 74.44% 99 | 21.80% 29 | 3.76% 5 | 0.00% 0 | 133 |
| open / edit documents | 61.34% 73 | 29.41% 35 | 5.88% 7 | 3.36% 4 | 119 |
| send/receive text messages | 72.44% 92 | 25.98% 33 | 0.79% 1 | 0.79% 1 | 127 |
| use apps | 62.28% 71 | 30.70% 35 | 6.14% 7 | 0.88% 1 | 114 |
| take/send photos | 69.60% 87 | 28.00% 35 | 2.40% 3 | 0.00% 0 | 125 |
| watch videos | 75.19% 97 | 20.16% 26 | 3.88% 5 | 0.78% 1 | 129 |
| buy products and services | 52.59% 61 | 37.93% 44 | 7.76% 9 | 1.72% 2 | 116 |
| listen to audioobooks, music, podcasts | 57.98% 69 | 35.29% 42 | 6.72% 8 | 0.00% 0 | 119 |
| other (please specify _____) | 26.09% 6 | 73.91% 17 | 0.00% 0 | 0.00% 0 | 23 |

cell phone survey

Q7 Name

Answered: 96 Skipped: 156

| Answer Choices | Responses | |
|-----------------|-----------|----|
| Name | 100.00% | 96 |
| Company | 0.00% | 0 |
| Address | 0.00% | 0 |
| Address 2 | 0.00% | 0 |
| City/Town | 0.00% | 0 |
| State/Province | 0.00% | 0 |
| ZIP/Postal Code | 0.00% | 0 |
| Country | 0.00% | 0 |
| Email Address | 0.00% | 0 |
| Phone Number | 0.00% | 0 |